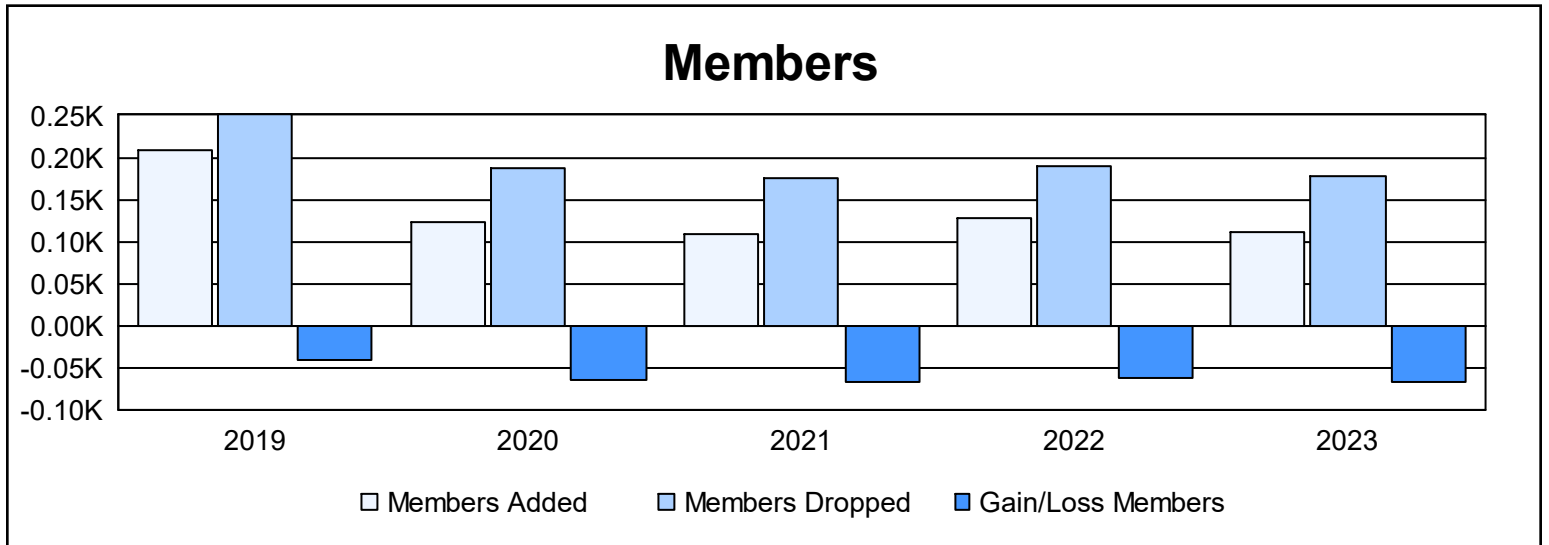
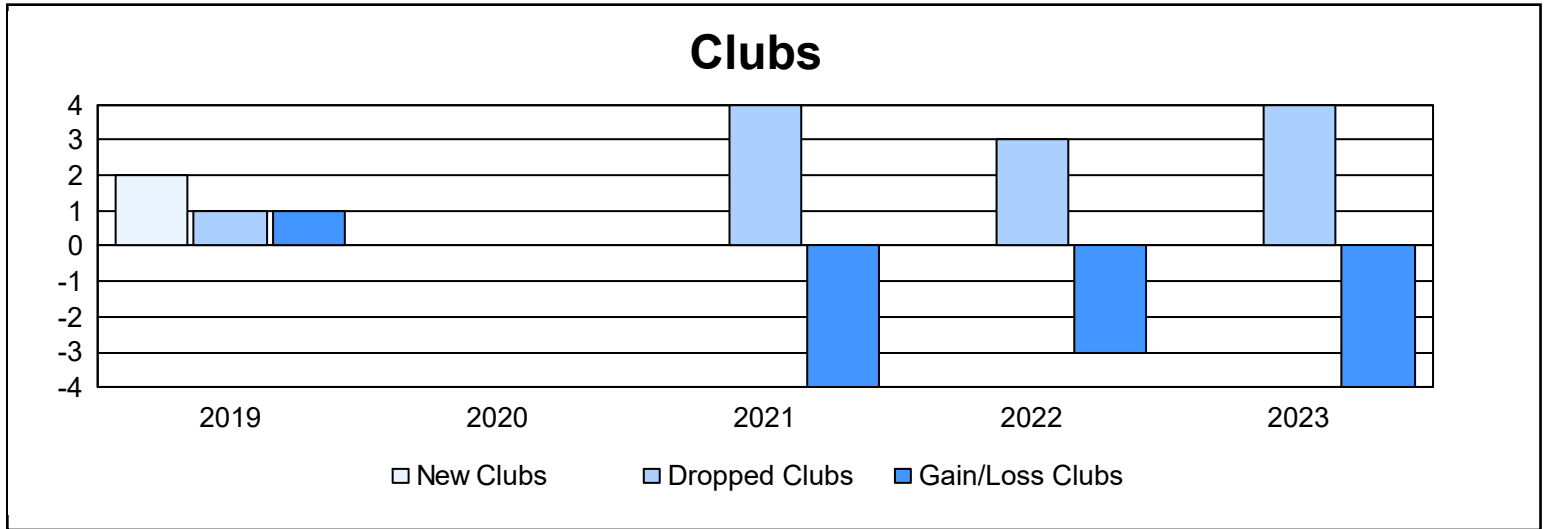
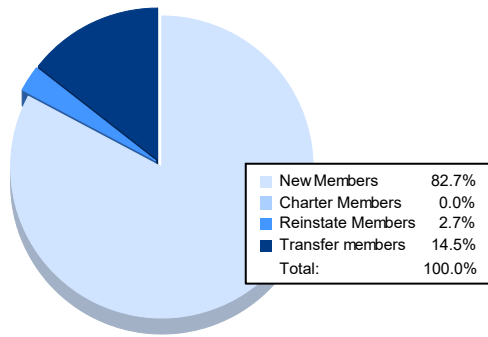


| Year | New Clubs | Dropped Clubs | Gain/ Loss Clubs | New Members | Charter Members | Reinstate Members | Transfer Members | Total Member Added | Total Members Dropped | Gain/ Loss Members |
|----------------|-----------|---------------|------------------|-------------|-----------------|-------------------|------------------|--------------------|-----------------------|--------------------|
| 2018-2019 | 2 | 1 | 1 | 143 | 54 | 1 | 11 | 209 | 250 | -41 |
| 2019-2020 | 0 | 0 | 0 | 111 | 0 | 3 | 8 | 122 | 186 | -64 |
| 2020-2021 | 0 | 4 | -4 | 94 | 2 | 1 | 11 | 108 | 176 | -68 |
| 2021-2022 | 0 | 3 | -3 | 124 | 0 | 2 | 1 | 127 | 190 | -63 |
| 2022-2023 | 0 | 4 | -4 | 91 | 0 | 3 | 16 | 110 | 178 | -68 |
| Average | 0 | 2 | -2 | 113 | 11 | 2 | 9 | 135 | 196 | -61 |



Membership Composition June 2023 Cumulative



Gender Composition June 2023 Cumulative

